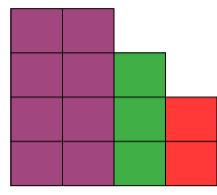
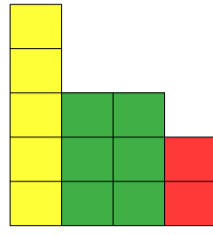


20 Most Frequent Hand Shapes

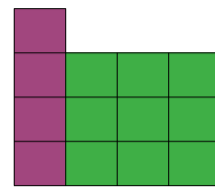
Balanced
(48%)



4 4 3 2
#1 (22%)

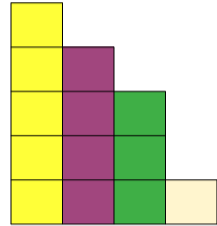


5 3 3 2
#2 (16%)

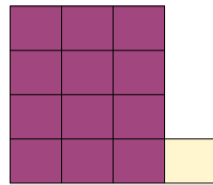


4 3 3 3
#5 (11%)

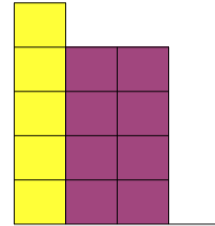
Unbalanced
(17%)



5 4 3 1
#3 (13%)

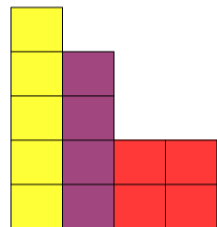


4 4 4 1
#10 (3%)

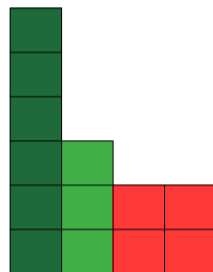


5 4 4 0
#13 (1%)

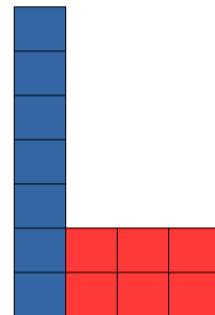
Semi-Balanced
(17%)



5 4 2 2
#4 (11%)

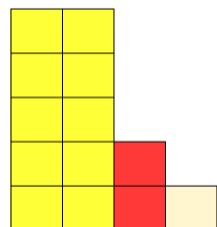


6 3 2 2
#6 (6%)

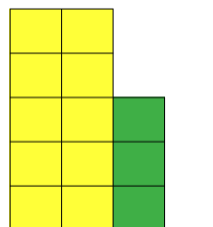


7 2 2 2
#17 (0.5%)

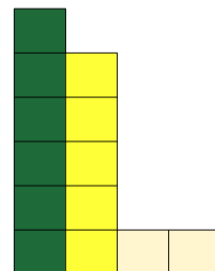
Two Suited (5+:5)
(5%)



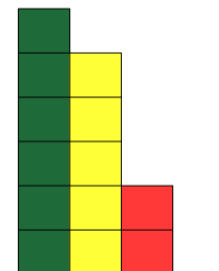
5 5 2 1
#9 (3%)



5 5 3 0
#14 (1%)

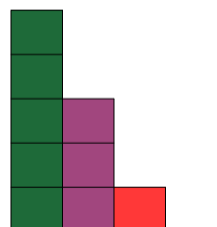


6 5 1 1
#15 (0.7%)

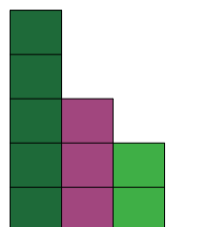


6 5 2 0
#16 (0.7%)

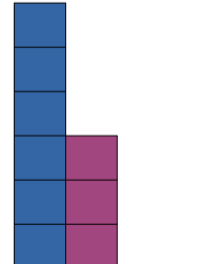
Two Suited (6+:4)
(7%)



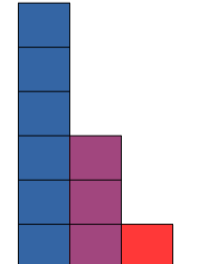
6 4 2 1
#7 (5%)



6 4 3 0
#12 (1%)

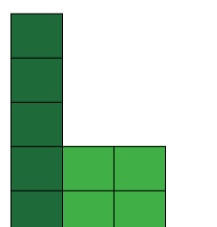


7 4 1 1
#18 (0.4%)

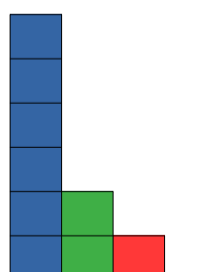


7 4 2 0
#19 (0.4%)

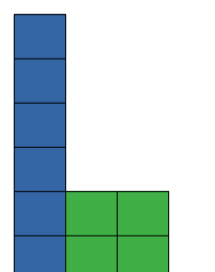
Single Suited
(6%)



6 3 3 1
#8 (3%)



7 3 2 1
#11 (2%)



7 3 3 0
#20 (0.3%)

All other shapes make up just 0.7% of hands